



Treehouse One – Dos Ramas

Treehouse One has a beautiful view of both the jungle and the towering comedor.

Entry is through a unique trapdoor in the floor.



During high water, the treehouse stands high over a flooded lagoon, providing tranquil views of the shimmering expanse – it's an experience you won't forget.

During low water, the vegetation revives and a view of the surrounding jungle beauty is something you will enjoy daily.

Treehouse 1 has two large branches within the interior which add to the feeling that you are home in nature. A portable bed can be provided if requested for an additional person.

Directions to Treehouse 1: Take stairs to the second floor of the main lodge and cross one steel cable bridge.

Room Details:

- One king bed or two twins
- 36 ft (11 m) off the ground
- Diameter of 17 ft (5.2 m)
- Sleeps up to 3 people
- Closest to the main lodge
- Private Bathroom with Cold Shower





Treehouse Two – Laguna Vista

Treehouse Two is located above the seasonally-flooded zone of the Yarapa River. The views from Treehouse 2 change dynamically depending on the water season. Either way, you will be pleased with your morning vista.

Treehouse 2 is built in a beautiful *Oje* tree, surrounded by jungle vegetation.

Take a short walk across the steel cable bridge and a nice view of the river opens up where you can often see river dolphins and local fisherman.

A portable bed can be provided if requested for an additional person.

Directions to Treehouse 2: Take stairs to the second floor and cross two consecutive steel cable bridges.



Room Details:

- One king bed or two twins
- 38 ft (11.6 m) off the ground
- Diameter of 16 ft (4.9 m)
- Sleeps up to 3 people
- Private Bathroom with Cold Shower



Treehouse Three – Rio Vista

Treehouse Three is the only treehouse with a view of the Yarapa River at the Lodge.

Like Treehouse 1 and 2, Treehouse 3 offers distinct views you can enjoy right from your bedroom whether it be high or low water season.



In addition, from this treehouse you may see some local villagers fishing or even a river dolphin if you're lucky.

This room is built in a beautiful *Oje* tree surrounded by jungle vegetation. A portable bed can be provided if requested for an additional person.

Directions to Treehouse 3: Walk south about 200 yards (183 m) from the main lodge on a raised wooden and covered pathway to a tree on the river bank where you climb up about 20 ft (6.1 m) on stairs circling the tree trunk.

Room Details

- One king bed or two twins
- 39 ft (11.9 m) off the ground
- Diameter of 19 ft (5.8 m)
- Sleeps up to 3 people
- Closest to the Yarapa River
- Private Bathroom with Cold Shower





Treehouse Four – Casa Grande

Treehouse Four looks and feels like the charming home fit for the Swiss Family Robinson.



A few large branches within your treehouse make you really feel like you're truly living in a treehouse!


And the views will have you mesmerized.

1 – 2 portable cots can be provided, if requested, for additional people.

Directions to Treehouse 4: Walk 80 feet from the main lodge along a raised wooden pathway. Then walk 20 feet up the arching stairs.

Room Details

- One king bed and one twin or three twins
- 34 ft (10.4 m) off the ground
- Diameter of 22 ft (6.7 m)
- Sleeps up to 5 people
- Largest Treehouse at the Lodge
- Private Bathroom with Cold Shower





Treehouse Five – Bamboo House

Treehouse Five has an exterior staircase that takes you outside the platforms and enters in through the side of the treehouse.




On top of the stairs is a unique balcony with beautiful views of the surrounding jungle foliage that include bamboo and palm trees.

A portable cot can be provided if requested for an additional person.

Directions to Treehouse 5: Walk 80 ft (24 m) from the main lodge along a raised wooden pathway, walk 15 ft (4.6 m) up the arching stairs, and cross the steel cable bridge.

Room Details


- One king bed or two twins
- 39 ft (12 m) off the ground
- Diameter of 17 ft (5.2 m)
- Sleeps up to 3 people
- Private balcony
- Private Bathroom with Cold Shower



Treehouse Six – Casa Alta

Treehouse Six towers over the jungle providing magnificent views of the surrounding rainforest.

It's a great place to watch Parakeets, Parrots, and Macaws in the early morning without even leaving the house.




Birds have built several hanging nests in clear view.

Treehouse 6 sits 67 ft (20.4 m) off the ground and spans approximately 15 ft (4.6 m) in diameter.

Directions to Treehouse 6: Walk 200 ft (61 m) from the main lodge along a raised wooden pathway, walk up a beautiful 55 ft (16.8 m) spiral staircase, and walk across one steel cable bridge.

Room Details

- Two twin beds
- 67 ft (20.4 m) off the ground
- Diameter of 15 ft (4.6 m)
- Sleeps up to 2 people
- Tallest Treehouse at the Lodge
- Private Bathroom with Cold Shower





Treehouse Seven – Solitude

Treehouse Seven stands tall and provides a beautiful, secluded home nestled amongst the trees.

On one side, you will be greeted by spacious views spanning the rainforest, on the other the rainforest will be right next to you.



As this **treehouse** sits further into the jungle, it brings the sights and sounds of the wild close to home.

A portable cot can be provided if requested for an additional person.

Directions to Treehouse 7: Walk 200 ft (61 m) from main lodge along a raised wooden pathway, walk up a beautiful 55 ft (16.8 m) spiral staircase, and walk across two consecutive steel cable bridges.

Room Details

- One king bed or two twins
- 65 ft (19.8 m) off the ground
- Diameter of 18 ft (5.5 m)
- Sleeps up to 3 people
- One of deepest into the jungle
- Private Bathroom with Cold Shower





Treehouse Eight – The Cradle

Treehouse Eight is uniquely positioned inside numerous branches that cradle the hut comfortably in the jungle's embrace.



It makes a wonderfully natural home with welcoming branches organically integrated into the space.

Standing alone, **Treehouse 8** is ideal for those who like a little distance from their neighbors. Beautiful views of the rainforest can be seen in every direction.

Further into the jungle, this treehouse brings the sights and sounds of the wild close to home.

The journey into the treehouse is as enjoyable as the stay with its own amazing private staircase that winds around the tree trunk. A portable cot can be provided if requested for an additional person.

Directions to Treehouse 8: Walk 250 ft (76 m) from the main lodge along a raised wooden pathway. Then walk up a 25-ft (7.6 m) spiral staircase.

Room Details

- One king bed or two twins
- 60 ft (18.3 m) off the ground
- Diameter of 18 ft (5.5 m)
- Sleeps up to 3 people
- Most Secluded
- Private Bathroom with Cold Shower





Treehouse Nine – Serena

Treehouse Nine is one of the largest and newest treehouses on the property. While it is not exactly on the river bank of the Yarapa, it is very close and you have a good view of it including the occasional fisherman or villager.



Treehouse 9 is beautifully high with great views, but not as high as Treehouses 6, 7, and 8. It's ideal for someone who enjoys getting up into the trees and walking on hanging bridges without so many stairs.

Treehouse 9 and 10 are together to the south of the main lodge, but separated from the rest of the treehouses. Treehouse 9 is about 10 ft (3 m) higher than Treehouse 10.

Directions to Treehouse 9: Walk south about 200 yards (183 m) on a raised wooden and covered pathway to a tree on the river bank where you climb up about 20 ft (6 m) on stairs circling the tree trunk. At the top, stop to enjoy a nice view of the river before walking across one long steel cable bridge.

Room Details

- One king bed or two twins
- 40 ft (12.2 m) off the ground
- Diameter of 20 ft (6.1 m)
- Sleeps up to 3 people
- New, large, and comfortable
- Private Bathroom with Cold Shower





Treehouse Ten – Costa Bella

Treehouse Ten is right on the river bank and has the **best river view**. Enjoy seeing the occasional fisherman or villager and sometimes pink dolphins.



Treehouse 10 is the only jungle treehouse with a private balcony just outside and overlooking the river. Read a book or sip a drink and enjoy the view.

It is also the only treehouse that enters directly from the bridge through a door. All of the others enter from a common platform below. Treehouse 10 is also very large and comfortable, though not quite as large as Treehouse 9 or Treehouse 4.

It is also a great choice for someone who wants to enjoy solitude and altitude, without so many stairs.

Directions to Treehouse 10: Walk south about 200 yards (183 m) on a raised wooden and covered pathway to a tree on the river bank where you climb up about 20 ft (6.1 m) on stairs circling the tree trunk. At the top, stop to enjoy a nice view of the river before walking across one long steel cable bridge and then one more short steel cable bridge.

Room Details

- One king bed or two twins
- 53 ft (16.2 m) off the ground
- Diameter of 18 ft (5.5 m)
- Sleeps up to 3 people
- Right on the river bank with balcony
- Private Bathroom with Cold Shower





Treehouse Eleven - Swiss Family Robinson

Treehouse Eleven is the largest Treehouse consisting of **three separate rooms**.

It was built inside a huge Renaco tree with many beautiful meandering trunks and roots.

It is able to sleep 6 guests (4 guests as minimum): 2 guests on each level.

Level 1 has one Queen Bed.

Level 2 has one Queen bed.

And level 3 has one Queen bed.

It is located near treehouses 6 and 7.

Directions to Treehouse 11: Walk 300 ft (91 m) from the main lodge along a raised wooden pathway and then up 20 – 40 ft (6 - 12 m) depending on the level.

Room Details

- Three Queen Beds
- 45 ft (13.7 m) off the ground
- Made up of three smaller treehouses
- Sleeps up to 6 people
- Close to the main lodge
- Private Bathroom with Cold Shower



Treehouse Twelve – Soledad

Treehouse Twelve overlooks a small creek and is perfect for viewing animals.

The interior is unique, as there are four branches coming up through the floor, making you feel part of the tree ... and the jungle!



There is also a balcony covered by a mosquito mesh on the outside to protect you as you enjoy a break between excursions.

Directions to Treehouse 12: Getting there is an **adventure**, involving a walk of 61 m (200 ft) from the main lodge along a raised wooden walkway, a climb up a beautiful 17 m (55 ft) spiral staircase, and then crossing **three consecutive steel cable bridges**.

Room Details

- One king bed or two twins
- 18 m (60 ft) off the ground
- 7.3 m (24 ft) in diameter
- Sleeps up to 2 people
- Furthest treehouse from main lodge = privacy.
- Private Bathroom with Cold Shower

